



INSTRUCTION MANUAL AND WARRANTY CARD

FAN HEATER

Model- FH 3112





Dear Customer,

Congratulations!

You are now the proud owner of Usha Fan Heater.

Innovatively designed, using only the highest quality material and components, your Usha Fan Heater is designed for years of trouble free performance.

Please read this Instruction Manual carefully before using and keep it cautiously after reading for future reference.

Best Wishes

IMPORTANT PRECAUTIONS




1. Use Fan Heater only in upright position.
2. Keep away from inflammable liquids and gases.
3. Do not immerse in water when cleaning.
4. Keep the heater away from areas where it is possible for it to come in contact with water. For example bathroom.
5. Do not cover the appliance, or use it to dry clothes.
6. Always position the heater well away from curtains, furniture and flammable materials. Ensure all the times there is an unrestricted airflow around the heater.
7. Do not tamper with the heater or attempt to open the casing. In all cases of product failure or malfunction, the heater **MUST NOT** be used until it has been checked at a service centre.
8. Always disconnect the plug from the wall socket when the heater is not in use.

SPARE PARTS AVAILABILITY

Should you require any spare parts for your Fan Heater, please call our Toll Free no: 1800 1033 111 or any of our authorized service centres. Kindly take care to mention your heater serial no. and model no. accurately.

OPERATING INSTRUCTIONS

1. Plug into any 230VAC, 50Hz source.
2. The product is equipped with a 3 step switch, the functions are shown as below:

Icon	Function
OFF	Off
	Fan setting
	1200 W
	2000 W

3. Turn the knob to its maximum position, it will start heating up. When you feel comfortable, please select so as to reduce electricity consumption & prevent overheating in the room.
4. Thermostat operation:
First, turn the thermostat to its maximum position, and turn the switch to the power On mode. Once the room temperature reaches a comfort level, you can turn the thermostat anticlockwise till the light is put off. Now the thermostat can control the heater's on and off automatically, so as to maintain a certain level temperature.

SAFETY CONTROL

The product is equipped with “Double Protector” setting.

- (1) When there it is overheat or break down, the fan heater will shut off automatically. Unplug and let the fan heater cool down for 5 minutes, to use again.
- (2) When situation is getting worse, the thermal fuse will melt down and cut off to prevent accident.

If overheat and failure continued, please send the product to authorized service centre for particular examination.

Most common reason that causes overheat is that there is too much dust or fluff kind of things gets into the fan heater, aggraded at air exit and entrance. So the front and Rear guard must be clean all the time, for ensuring no dirt aggradations and fine air flows.

MAINTENANCE

1. Before cleaning the product, the plug must be pulled off from the electrical outlet.
2. A few dirt can be wiped off by a soft cloth, or use a vacuum cleanser (with brush) to clean-up. Internal dirt like dust can be cleaned by vacuum cleaner that too with blowing function.
3. Please clean the product surface regularly, by using a semi-wet cloth to wipe gently with neutral detergent. After long-period preservation, the surface must be wiped up by dry soft cloth before reuse.

Warning: Never let water enter the product interior to prevent fire or electrical shock accidents.

4. Proper lube has been added to the fan heater during manufacturing, so we do not recommend user to lubricate the product on their own.
5. Preserve the product in cool, dry place for long-period unattended.
6. Non-Usha service is not recommended, if necessary, please send the product to Usha service centre.

Note: The portable fan heater is designed for partially warm-up or assistance heat source, cannot be a main heat source during winter season.

SMALL TIPS FOR HEATER OPERATING

1. Do not place the fan heaters near the entrance or passage. Do not scatter the power cord.
2. Turn off the heater while it is not in use or not attended.

3. Keep children away from the heater. A heater that seems harmless from its appearance may cause a burn injury to kids. The red light that comes from the heater's heating element will easily attract children, and their fingers are much thinner than adults, so they are more likely to get hurt.
4. Never throw objects into the heater, not only it will cause heater to breakdown, but it can also easily catch fire.
5. Do not place heaters close to flammable objects such as window curtains, bed clothes and other clothes. When dressed in loose clothes, be aware of the heater to avoid clothes catching fire.

WARNING

Unless under proper supervision or guidance for safety consideration, the product is not suitable for disabled, retarded, psychic illness patient, children and people who lack related experience and knowledge.



WARRANTY CARD

This appliance is warranted for one year against all manufacturing defects from the date of sale. In the event of any complaint, please contact your dealer for the nearest Company Service Centre.

This Warranty is valid only when...

1. The appliance has not been opened or tampered with, by any unauthorized person.
2. The warranty card and cash memo duly signed by the authorized dealer are presented with the complaint
3. The appliance has been installed, used and maintained in accordance with the instructional manual.

This Warranty does not apply for...

1. Damages due to chipping, peeling, plating and denting.
2. Breakage or damage to components made out of Bakelite. ABS, SAN and such plastic, materials, rubber parts and cord.
3. Normal wear and tear of parts.
4. Damage resulting from accidents, mishandling or negligence on part of the customer.

Liability for consequential loss or damage is neither accepted nor implied.

S.NO: _____


CASHMEMO _____ DATE: _____

DEALER'S NAME AND ADDRESS: _____

OWNER'S NAME & ADDRESS: _____

USHA care™

Toll free
1800-1033-111

Email: usha_care@ushainternational.com
 <http://www.facebook.com/ushainternational>

USHA INTERNATIONAL LTD.

Plot No.15, Institutional Area, Sector 32, Gurgaon - 122 001 (Haryana) Tel : +91-124-4583100, Fax : +91-124-4583200
E-mail : corporate@ushainternational.com Website : www.ushainternational.com

Regd. Office : Surya Kiran Building, 19 Kasturba Gandhi Marg, New Delhi (India) Tel : +91 11 23318114 Fax : +91 11 23318118

ISO 9001:2008
Certified Company



Fans • Sewing Machines • Home Appliances • Engines & Pumpsets • Electrical Motors & Pumps • Water Coolers & Dispensers
• Inverters • Cook Tops, Hobs & Hoods • Auto Components



® Registered Trademark and Copyright of USHA INTERNATIONAL LTD.



® Registered Trademark of USHA INTERNATIONAL LTD.